

# InstaOptions - Your Ultimate Options Trading Companion

Are you an option trader?

Do you want to start your trading journey with super user-friendly platform?

Do you want someone to suggest the best option strategy within specific range of any index instrument?

Do you want to analyze all unique Open Interest parameters in your trade setup with a single search?

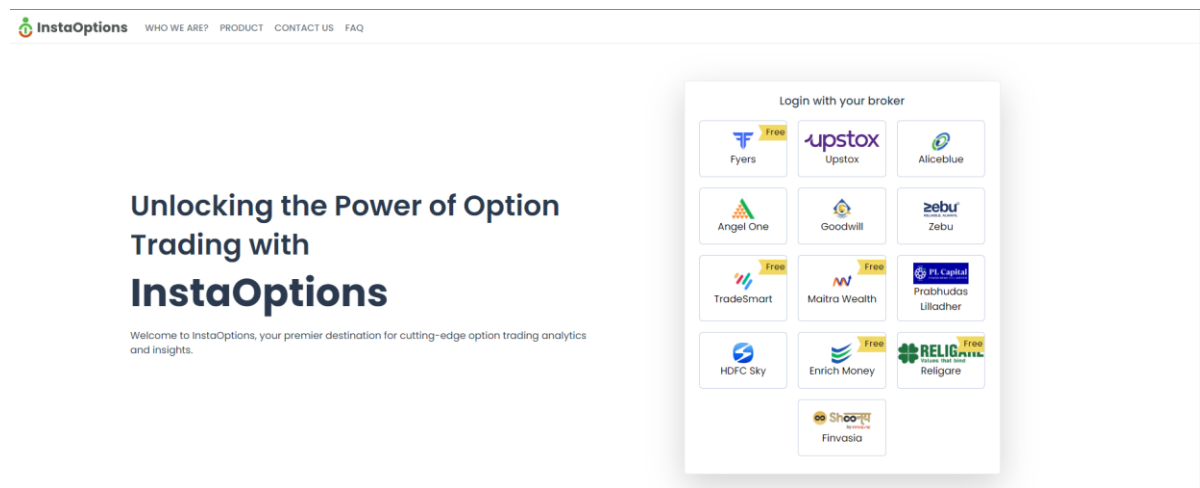
Are you the trader who utilize Combined price chart with different indicator for your options trade setup?

Do you want to execute the order in broker the moment when you feel it is perfect without any delay?

Welcome to InstaOptions – the ultimate platform designed to empower traders of all levels with the tools, insights, and support needed to thrive in the dynamic world of options trading.

## What is InstaOptions?

InstaOptions is a comprehensive options trading platform engineered to simplify the complexities of options trading while providing advanced analytics and strategies for traders to maximize their potential returns. Whether you're a novice trader exploring options for the first time or an experienced investor seeking sophisticated tools and strategies, InstaOptions is your go-to solution for mastering the options market with confidence.



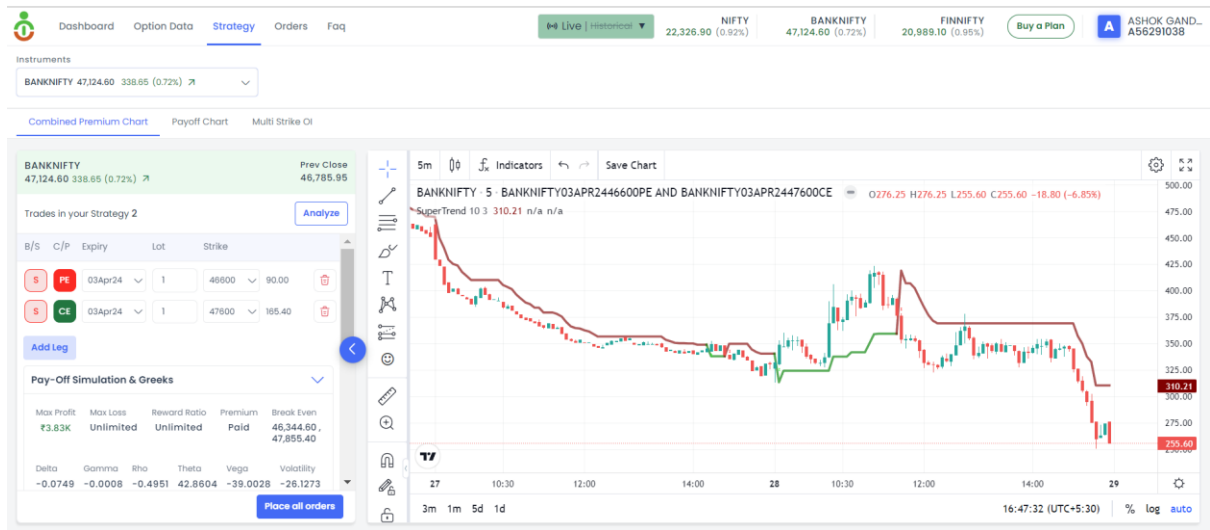
The screenshot displays the InstaOptions website interface. At the top left, the InstaOptions logo is visible, followed by navigation links: WHO WE ARE?, PRODUCT, CONTACT US, and FAQ. The main heading reads "Unlocking the Power of Option Trading with InstaOptions". Below this, a welcome message states: "Welcome to InstaOptions, your premier destination for cutting-edge option trading analytics and insights." On the right side, there is a "Login with your broker" section featuring a grid of 15 broker logos, each with a "Free" tag. The brokers listed are: Fyers, upstox, Aliceblue, Angel One, Goodwill, Zebu, TradeSmart, Maitra Wealth, PI Capital, Prabhudas Lilladher, HDFC Sky, Enrich Money, RELIGARE, and Shroff Finvasia.

# Benefits you'll Enjoy

## Combined Premium Chart

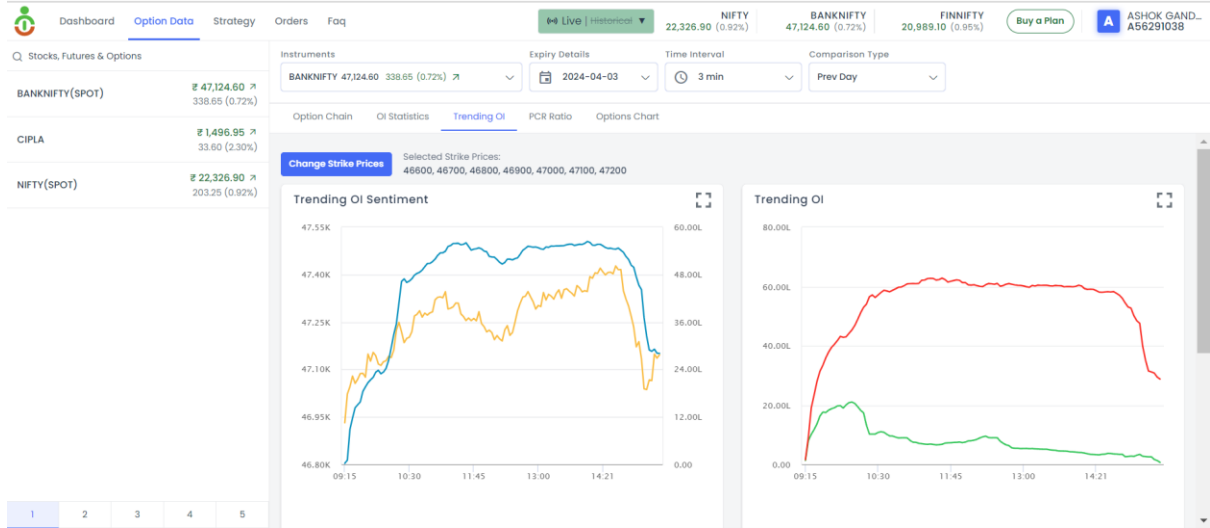
InstaOptions platform provides Combined premium chart feature for option traders to assess the potential profit or loss and risk-reward profile of their combined options positions, aiding in decision-making and risk management within the options market.

combined premium chart is a graphical representation of the total premium paid or received when entering into a combination of options positions, such as spreads, straddles, or strangles. This chart displays the net cost or income associated with the options strategy for different underlying assets (NIFTY, BANKNIFTY & Stocks).



## Trending OI:

Visualizing open interest data is essential for making sense of the market sentiment. Insta option platform providing Trending OI feature to understand the market sentiment so that user can easily predict the market direction and execute strategies based on trend.



The screenshot displays the Insta Options platform interface, showing a table of Trending OI data for BANKNIFTY (SPOT). The table columns are: Time, LTP, Chng. In Call OI, Chng. In Put OI, Diff. In OI, Direction Of Chng, Chng. In Direction, Direction Of Chng %, and PCR. The data shows a general downward trend in open interest from 15:27:00 to 14:51:00.

Time	LTP	Chng. In Call OI	Chng. In Put OI	Diff. In OI	Direction Of Chng	Chng. In Direction	Direction Of Chng %	PCR
15:27:00	47,148.75	70,815	28,80,195	28,09,380	↓	-6,360	-0.23	40.67
15:24:00	47,136.00	1,31,805	28,47,545	28,15,740	↓	-98,505	-3.38	22.36
15:21:00	47,149.25	1,68,855	30,83,100	29,14,245	↗	52,575	1.84	18.26
15:18:00	47,065.40	2,57,625	31,19,295	28,61,670	↓	-34,320	-1.19	12.11
15:15:00	47,067.35	2,56,290	31,52,280	28,95,990	↓	-3,49,515	-10.77	12.30
15:12:00	47,036.70	2,67,000	35,12,505	32,45,505	↓	-4,96,800	-12.57	13.16
15:09:00	47,039.10	2,78,535	38,90,840	37,12,305	↓	-7,09,065	-16.04	14.33
15:06:00	47,133.80	3,39,840	47,61,210	44,21,370	↓	-1,11,450	-2.46	14.01
15:03:00	47,188.25	3,12,000	48,44,820	45,32,820	↓	-2,06,190	-4.35	15.53
15:00:00	47,171.75	2,73,855	50,12,865	47,39,010	↓	-2,47,305	-4.96	18.30
14:57:00	47,233.85	2,82,045	52,68,360	49,86,315	↓	-52,665	-1.05	18.68
14:54:00	47,268.70	2,70,660	53,09,640	50,38,980	↓	-1,44,750	-2.79	19.62
14:51:00	47,300.70	2,61,930	54,45,660	51,83,730	↓	-75,465	-1.43	20.79

## Smart Strategy Finder:

Insta option platform providing Find strategy feature where user can select profitable strategies based on trend. If user predict that the market trend for the day from Trending OI feature, user can simply select trend type (Positive/Negative/Neutral) and execute the suitable strategies.

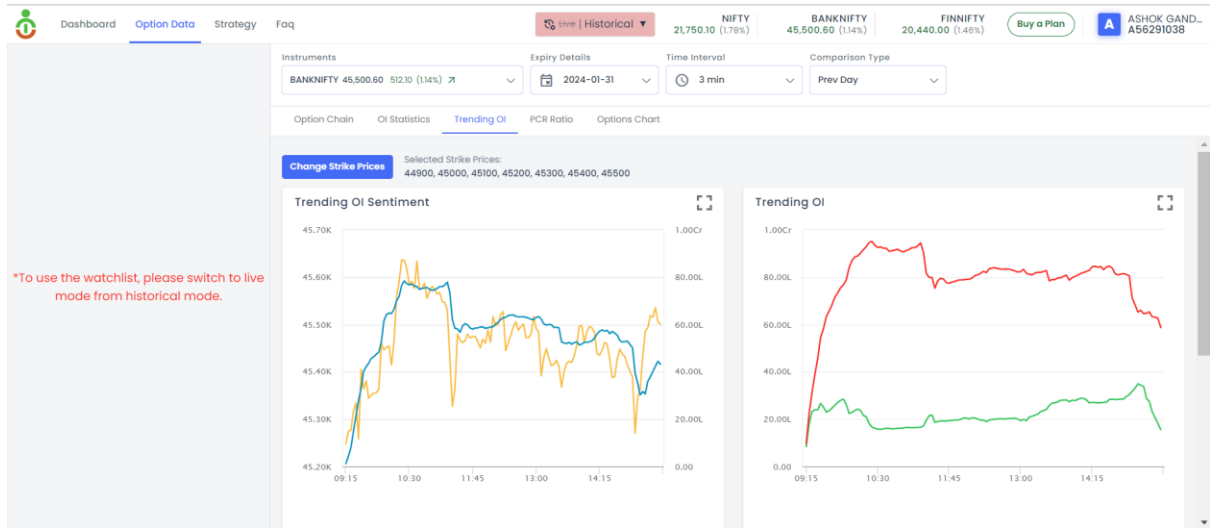
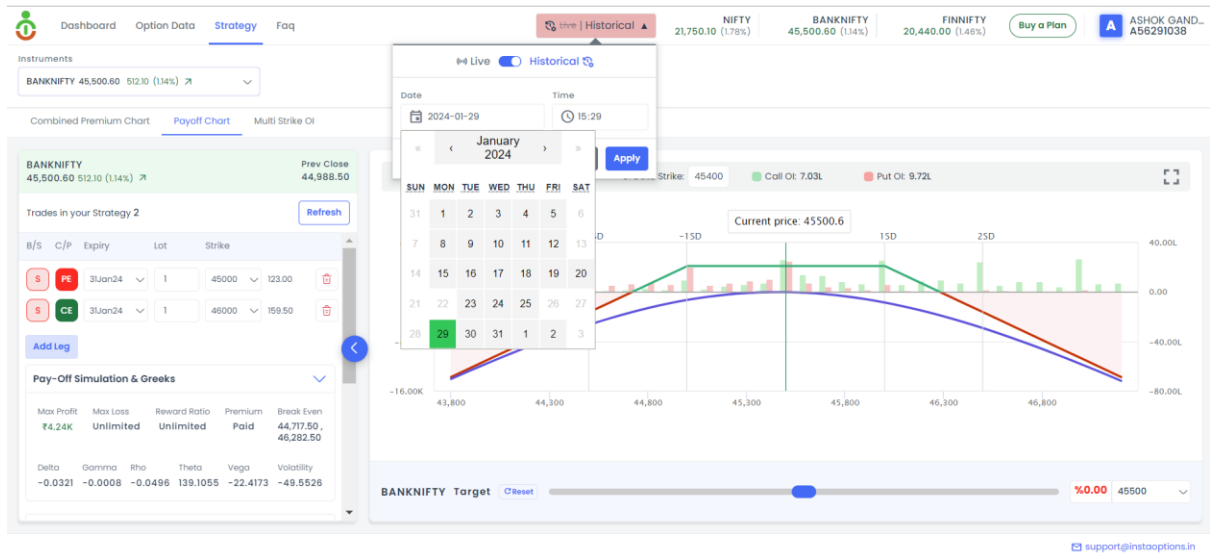
The screenshot displays the 'Find Strategy' feature on the Insta Options platform. The interface includes a top navigation bar with 'Dashboard', 'Option Data', 'Strategy', 'Orders', and 'Faq'. Market data for NIFTY (22,326.90), BANKNIFTY (47,124.60), and FINNIFTY (20,889.10) is shown. The 'Find Strategy' section is active, showing a list of strategies for a Bull Call Spread, Bull Put Spread, and another Bull Put Spread. Each strategy entry includes its name, current price, maximum profit/loss, and breakeven point. Below each strategy, a table of 'Scripts' shows the specific call and put options involved, including their lot sizes, LTPs, and open interest.

Name	Max Profit	Max Loss	Breakeven
Bull Call Spread	₹621.00	-₹879.00	47,158.60
Bull Put Spread	₹633.00	-₹867.00	47,142.20
Bull Put Spread	₹664.50	-₹835.50	47,244.30

support@instaoptions.in

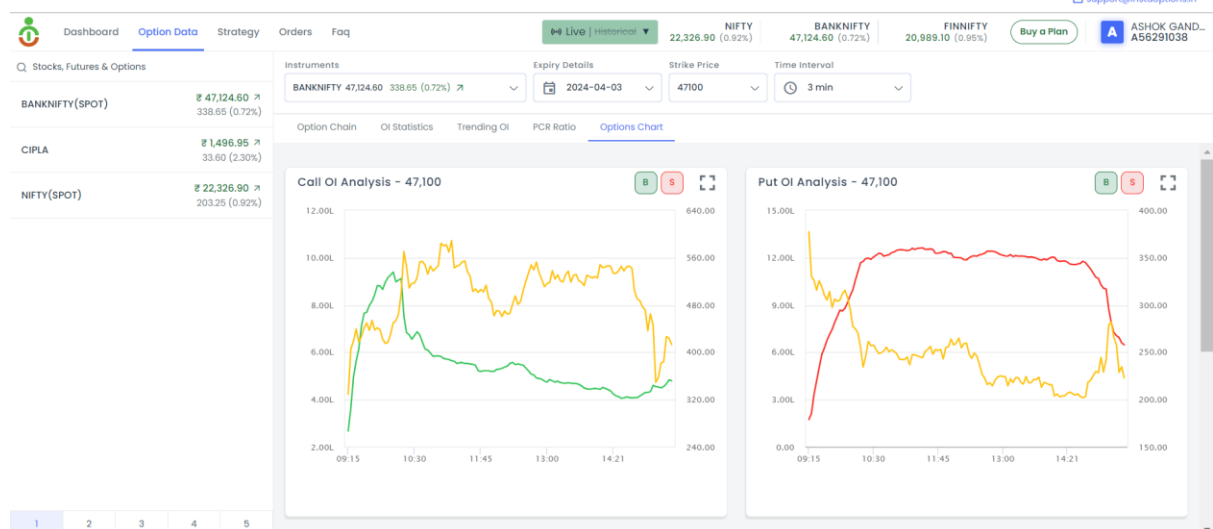
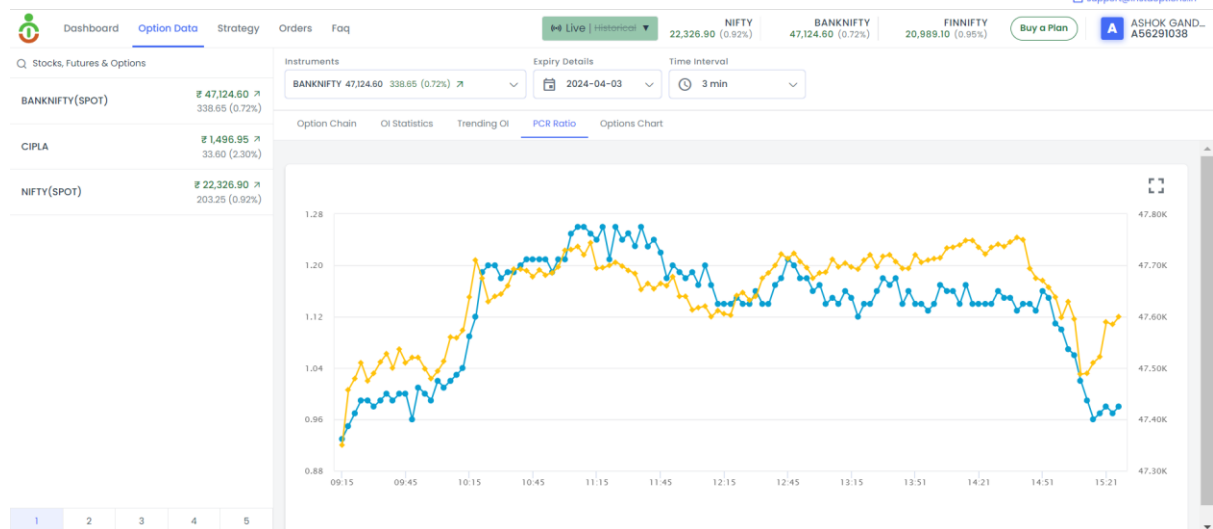
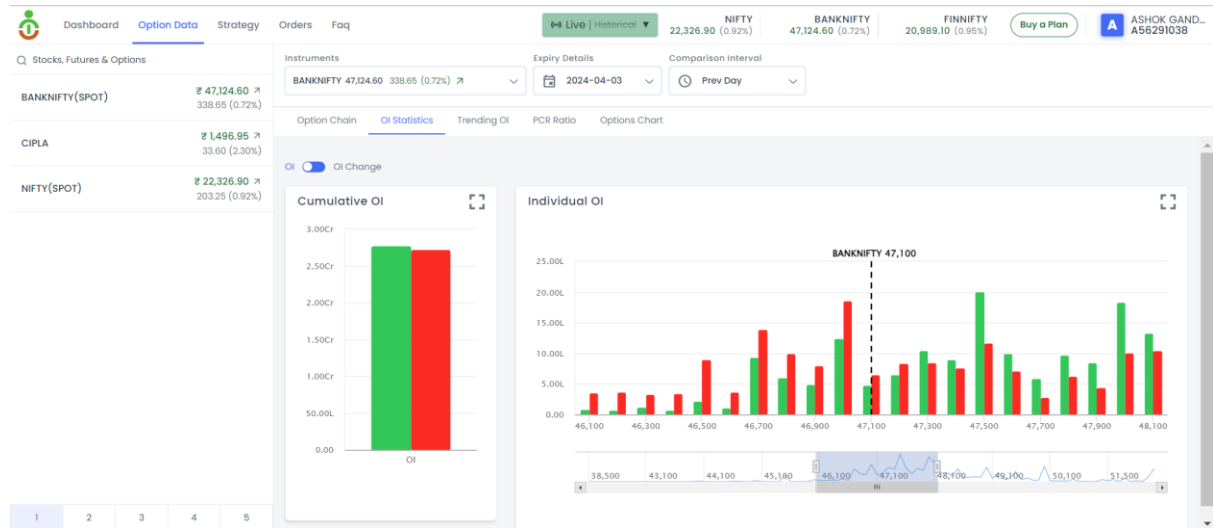
## Historical Data:

Historical data plays a crucial role in options analytics platforms, providing traders with a wealth of information about past market behavior and performance. By leveraging historical data, traders can back test strategies, manage risk, develop new trading approaches, and gain valuable insights into market dynamics to enhance their options trading success.



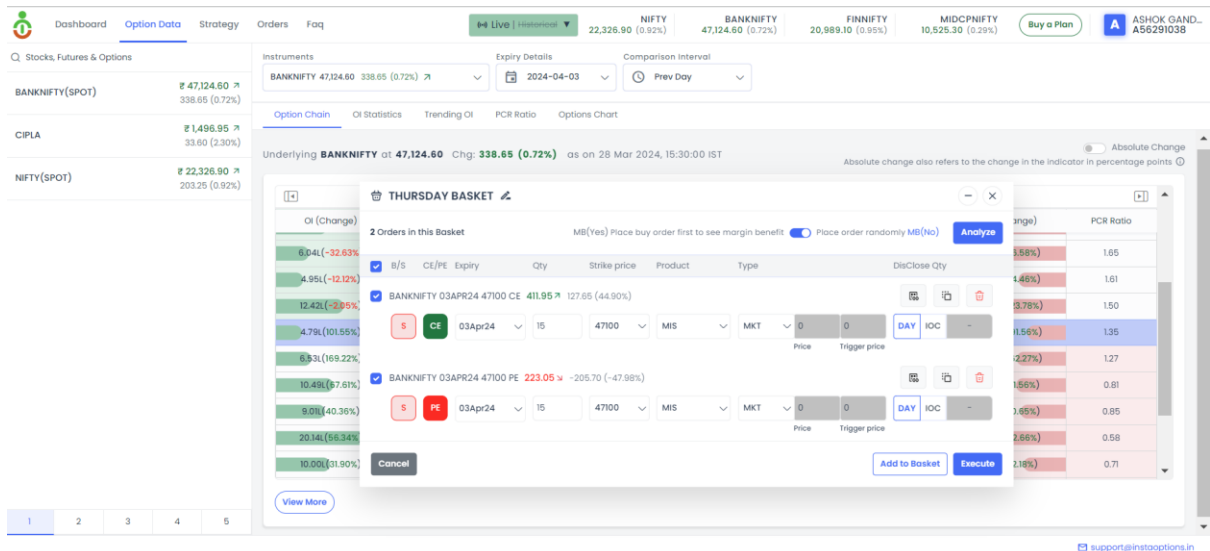
## Advanced Analytical Tools:

Open Interest data can provide insights into market volatility. Insta option platform offering essential OI data analysis such as OI Statistics, PCR Ratio, Option Chart, Payoff Chart and Multi Strike OI to the Option trader.



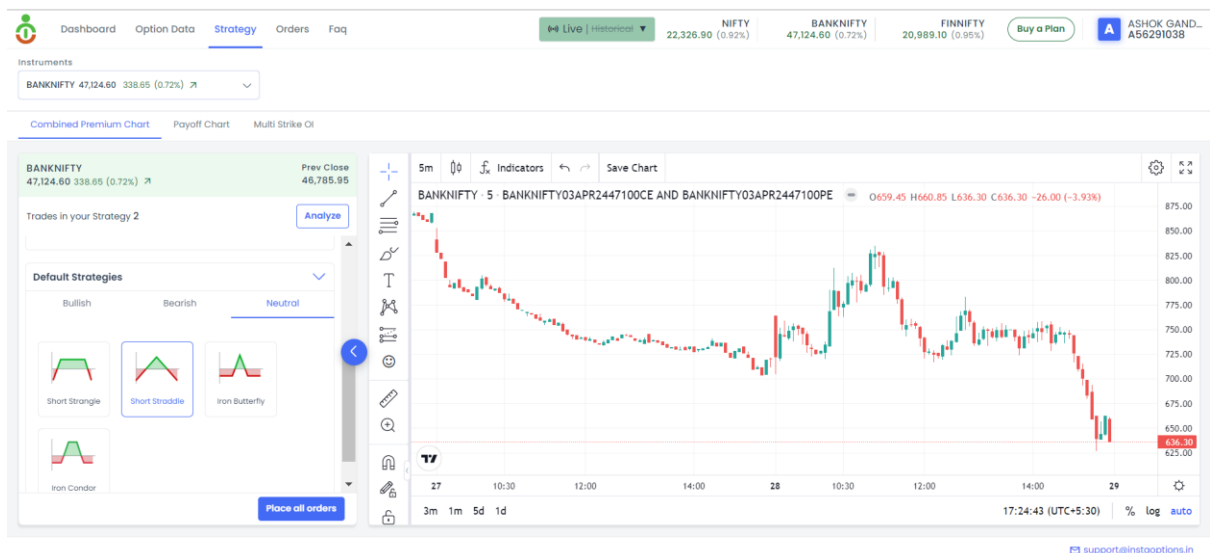
## Efficient Order Execution:

InstaOptions platform facilitate traders to place orders instantly from any application page. We understand how volatile the option premium during trading hours. To avoid slippage for traders, Insta option provides quick order execution facility from most of the application pages.



## Readymade Strategies:

InstaOptions platform provides Readymade strategies to the users so that users directly select based on trading preferences and execute on broker portal.



## Intuitive User Interface

User experience is paramount, and our platform boasts an intuitive interface designed for both novice and experienced traders, ensuring ease of navigation and efficient operation.

